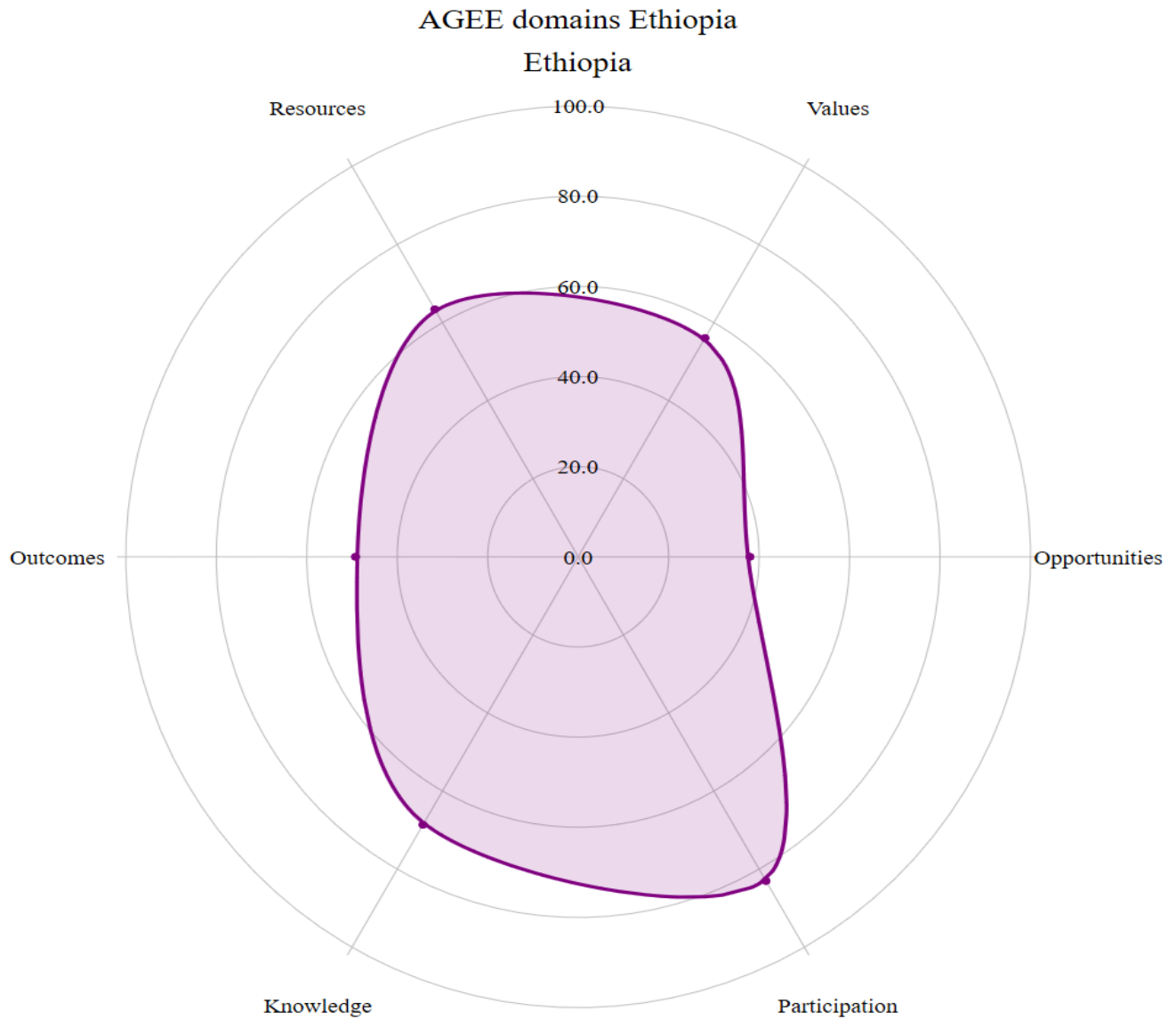




## March 2025 Ethiopia AGEE Cross-national Dashboard

This dashboard is part of a series of cross-national visualisations that demonstrates how the AGEE Framework can be applied to explore gender equality in and through education using cross-national indicators collected in global data sets. The indicators were chosen based on specific criteria developed for the AGEE cross-national dashboard, which were agreed on through a participatory peer review process. However, they remain open to revision as more data becomes available. Please see the [Technical Note](#) on the 2025 dashboard page for more information on indicator criteria, the review process, and how the AGEE graphs were generated.





## March 2025 Ethiopia AGEE Cross-national Dashboard

### Appendix 1: AGEE domains indicators and specific values

AGEE Domain: Resources		
Indicator	Name of indicator	Value
GenFin	Gender finance tracking	100,0
PrimSan	Single sex sanitation primary	Nd*
LowSecSan	Single sex sanitation lower secondary	Nd*
WomTeachPrim	Gender balance of teachers, primary	91,0
WomTeachSec	Gender balance of teachers, secondary	39,2
WomTeachTert	Gender balance of teachers, tertiary	23,4
Average Resources		63,4
AGEE Domain: Values		
cade	Conv against discrimination in education	0,0
cedaw	Conv on elimination of discrimination against women	75,0
csr	Sex ratio at birth	73,0
domvcon	Non-condonement of domestic violence	86,3
hrpp	Human rights institutions	100,0
ibr	International bill of rights	100,0
leggen	Presence of legal frameworks on gender equality	75,0
marr18	Laws on marriage under 18	100,0
shrc	Laws on provision of reproductive health care	73,0
wvsq30	Views on women's access to higher education	62,9
Average Values		56,0
AGEE Domain: Opportunities		
ChildLab	GPI child labour	51,1
EdPreg	Legislation to protect pregnant girls' education	0,0
IntUse	GPI Internet use	54,5
MeanSch	GPI mean years of schooling (female)	50,6
Marr18Prev	Prevalence of marriage under 18	59,7
MeanSchGPI	GPI mean years of schooling	5,8
NineYrsEd	Legal guarantee 9 years schooling	0,0
SSD	Endorsement safe school declaration	0,0
StntGPI	GPI stunting	84,4
VAWPrev	Proportion of women and girls not subjected to partner violence in last 12 months	73,5
Average Opportunities		38,0
AGEE Domain: Participation		
GPI GER Ter	GPI GER tertiary	48,9
GPI GER PreP1	GPI GER pre-primary	89,2



### March 2025 Ethiopia AGEE Cross-national Dashboard

GPI Com USec1	GPI completion upper secondary	80,0
GPI Com Prim1	GPI completion primary	89,8
GPI Com LSec1	GPI completion lower secondary	90,5
BullSch2a	GPI experience of bullying	Nd*
GPI TVET1	GPI Participation in TVET (15-24)	88,6
GPI Grad Ter1	GPI tertiary graduation	Nd*
Rep1	GPI repetition lower secondary	94,3
Average Participation		83,0
AGEE Domain: Knowledge		
GPI Lit	GPI literacy 15+	75,0
HTS	GPI harmonised test scores	86,2
WomTr	GPI participation rate of youth and adults in formal education and training	44,7
STEM	GPI STEM graduates	Nd*
Average Knowledge		68,6
AGEE Domain: Outcomes		
infdec	Proportion of women making informed decisions relating to sexual and reproductive health	38,0
wminst	Proportion of parliamentary seats held by women	41,3
unpaidwk	GPI time spent on unpaid domestic and care work	Nd*
medinc	GPI employed in poverty	30,6
lfpr	GPI labour force participation rate	87,0
Average Outcomes		49,2

\*Nd' indicates no data is available for this indicator in the cross-national datasets used to compile the spotlight countries. This appendix shows the full list of AGEE indicators for each domain and therefore notes when no data is available; however the indicators with missing data have been omitted from the graphs in the main section of the brief. For the 'domain graph' at the start of this brief, we will produce an average value for a domain if a country is missing data for up to two indicators, but we will not calculate an average if more than two indicators are missing. It is envisaged that more data will become available for most indicators as the SDGs move forwards. In future, it may be possible to impute data for these gaps from other sources at the national level. For further discussion of how the data was compiled for the spotlight briefs, please see the technical note ([Technical-notes-to-accompany-the-AGEE-SpotlightBriefs.3.pdf](#)).<sup>1</sup>

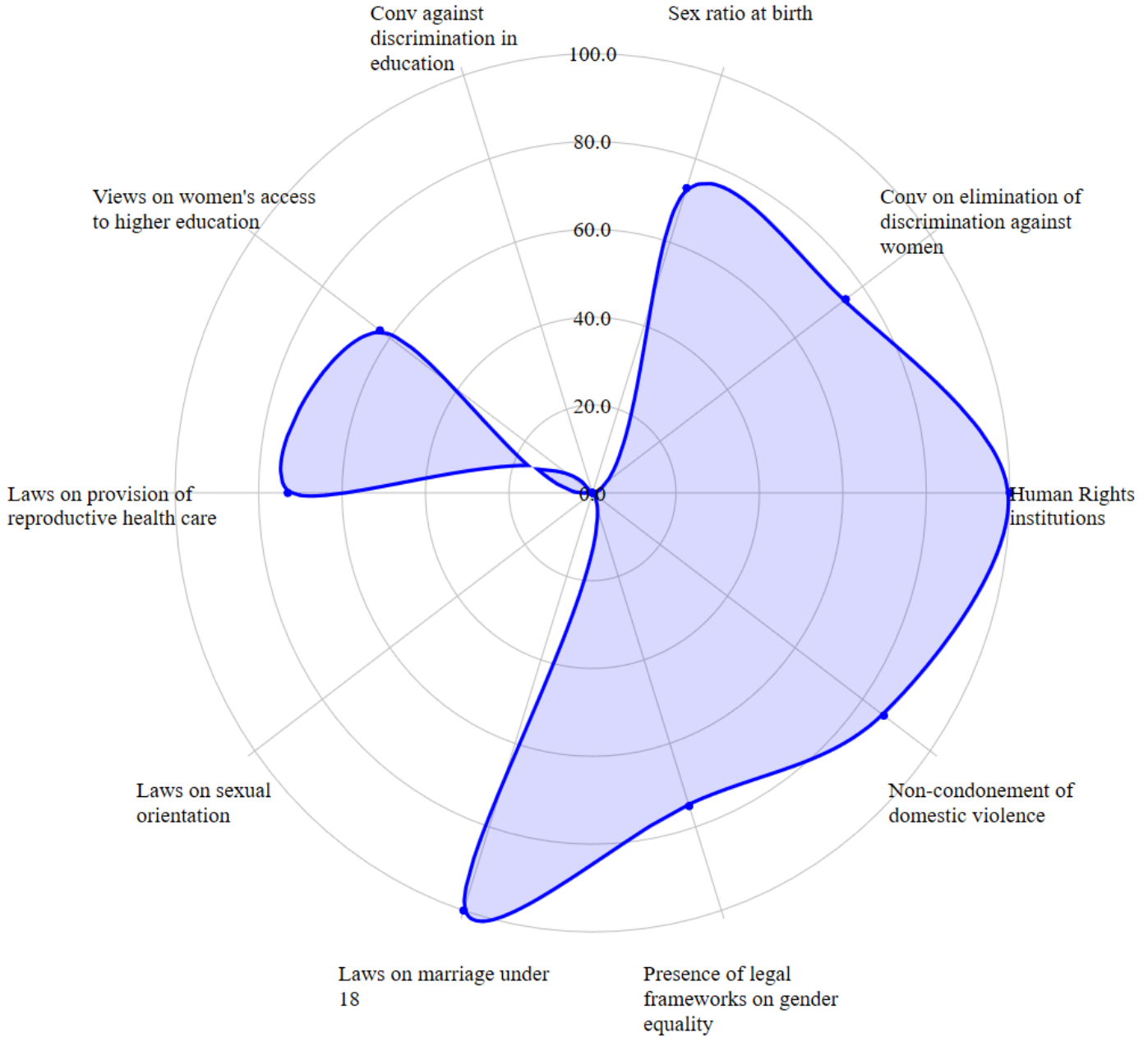
<sup>1</sup> This work was supported by the Global Partnership for Education Knowledge and Innovation Exchange, a joint endeavor with the International Development Research Centre, Canada and a UCL QR PSF (policy support funding) grant.

### Domain 1: Resources for Gender Equality in Education



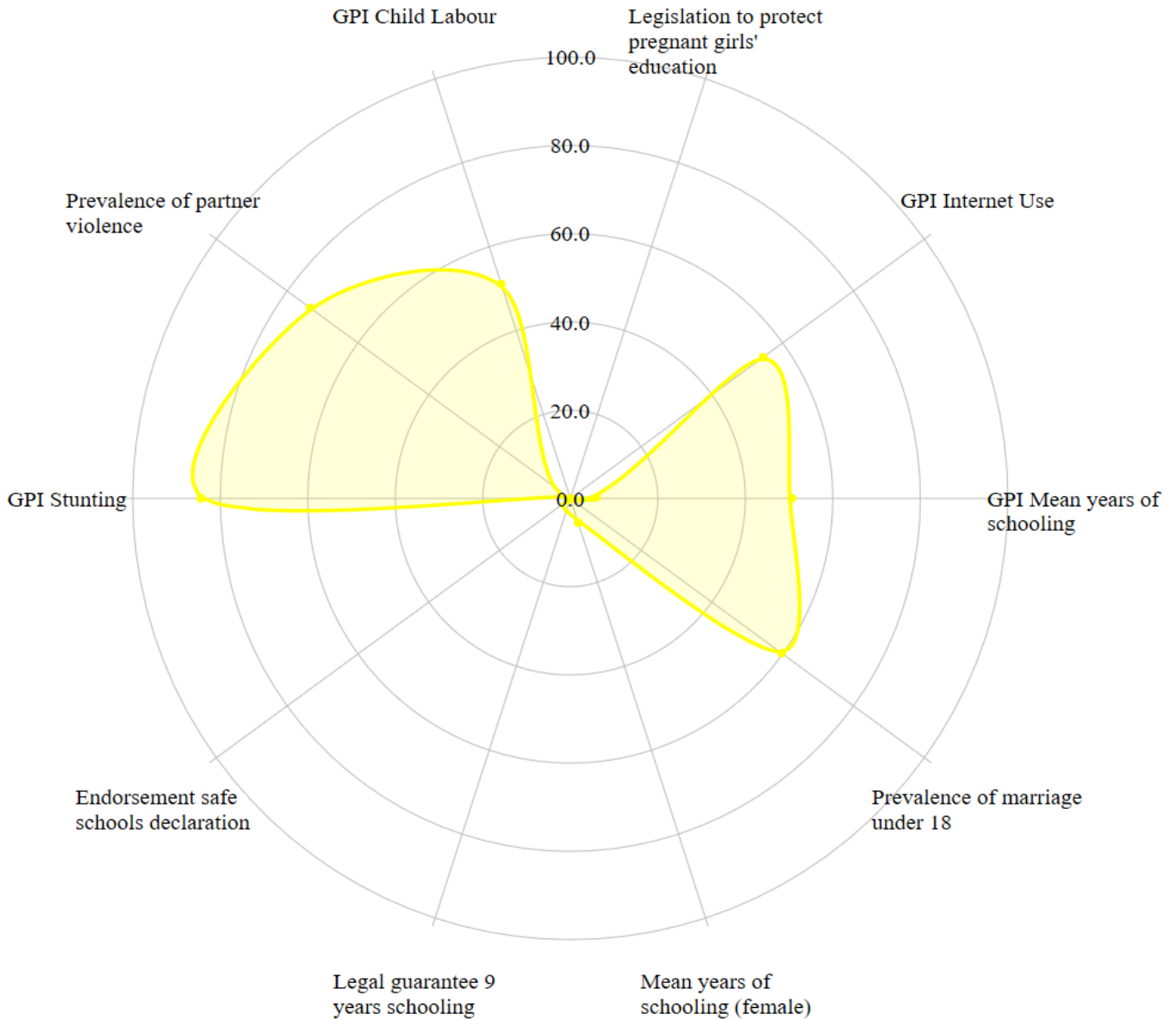
### Domain 2: Values for Gender Equality in Education

#### Ethiopia



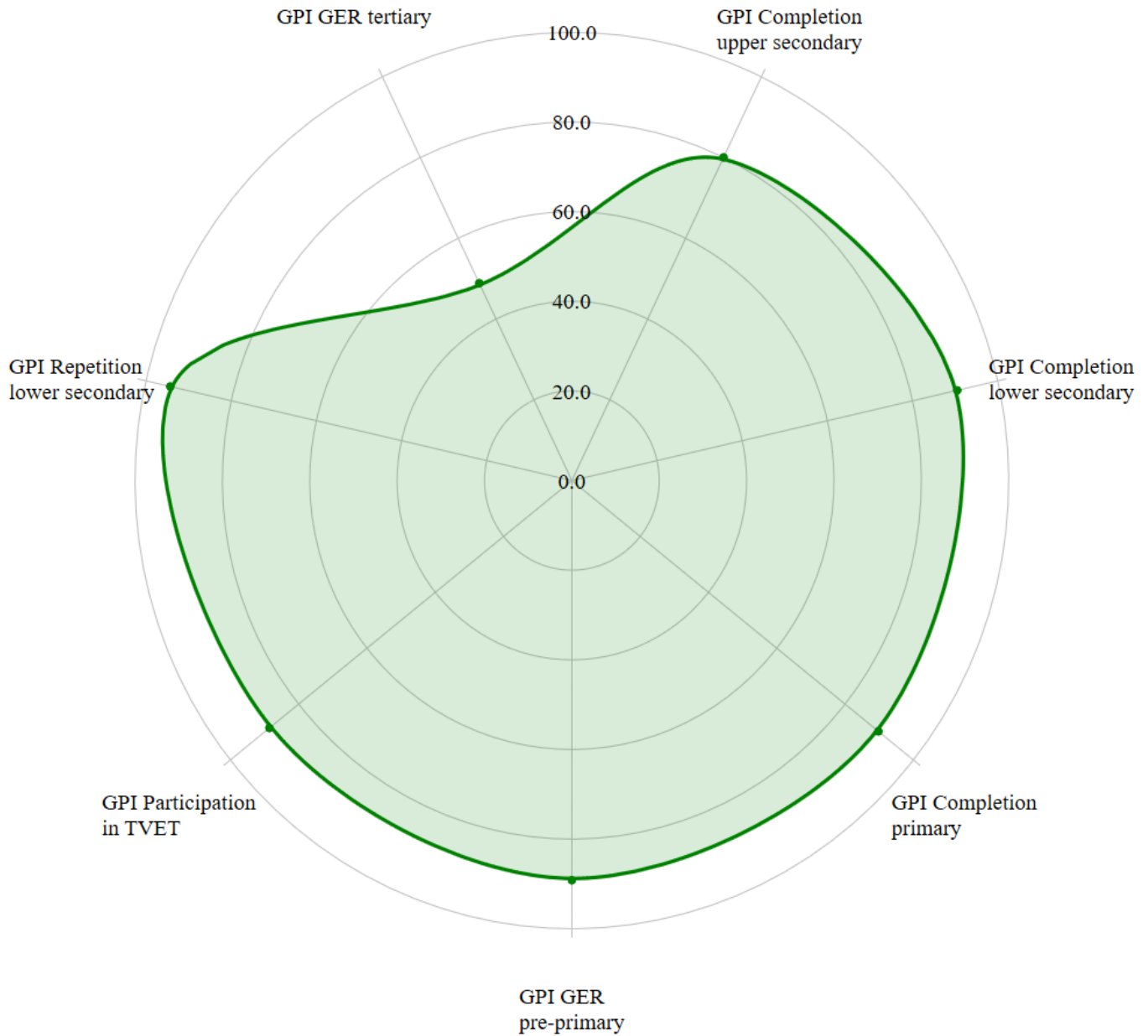
## Domain 3: Opportunities for Gender Equality in Education

### Ethiopia



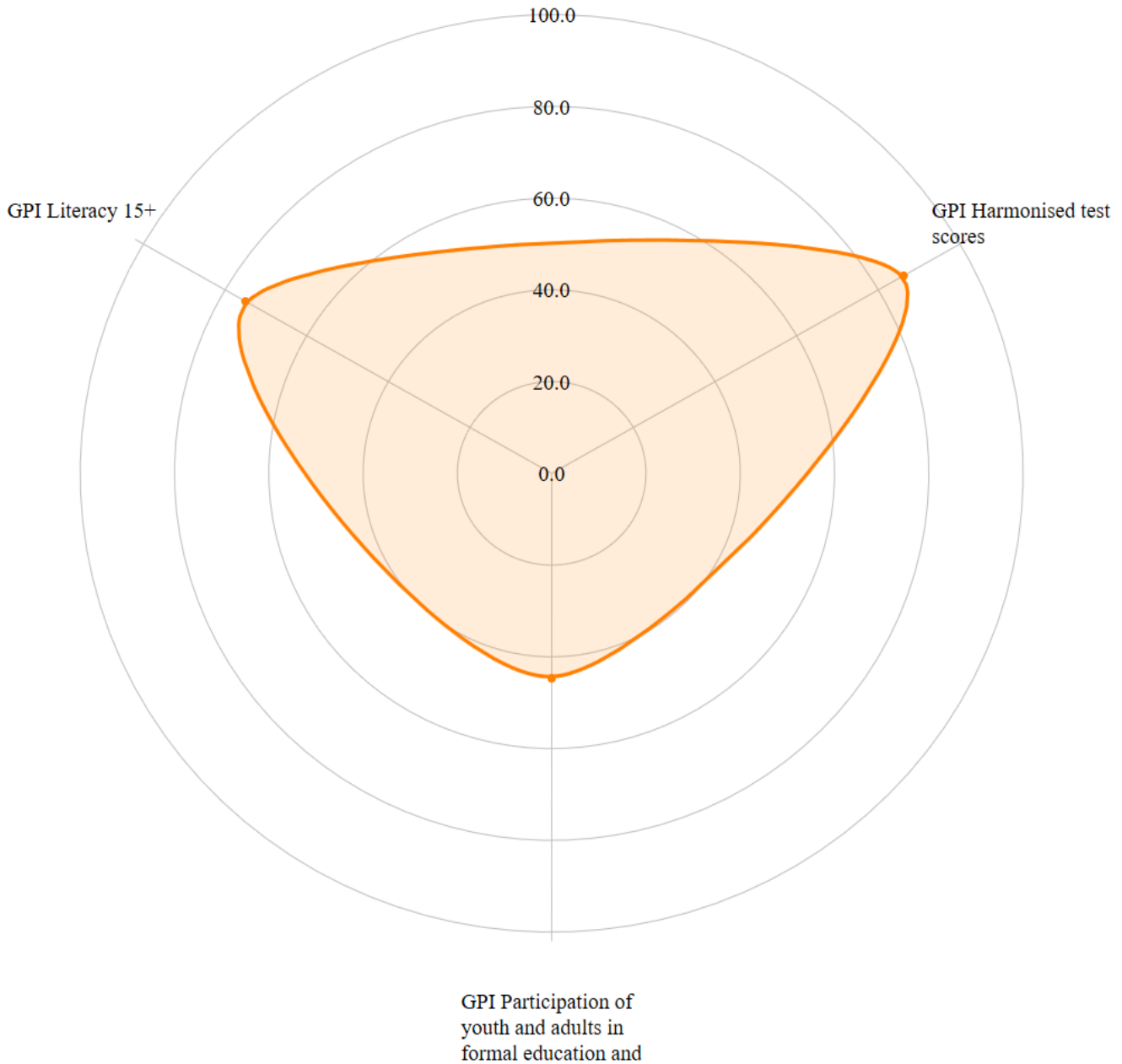
### Domain 4: Gender Equality in Participation in Education

#### Ethiopia



### Domain 5: Gender Equality in Knowledge

Ethiopia





### Domain 6: Outcomes of Gender Equality in Education

