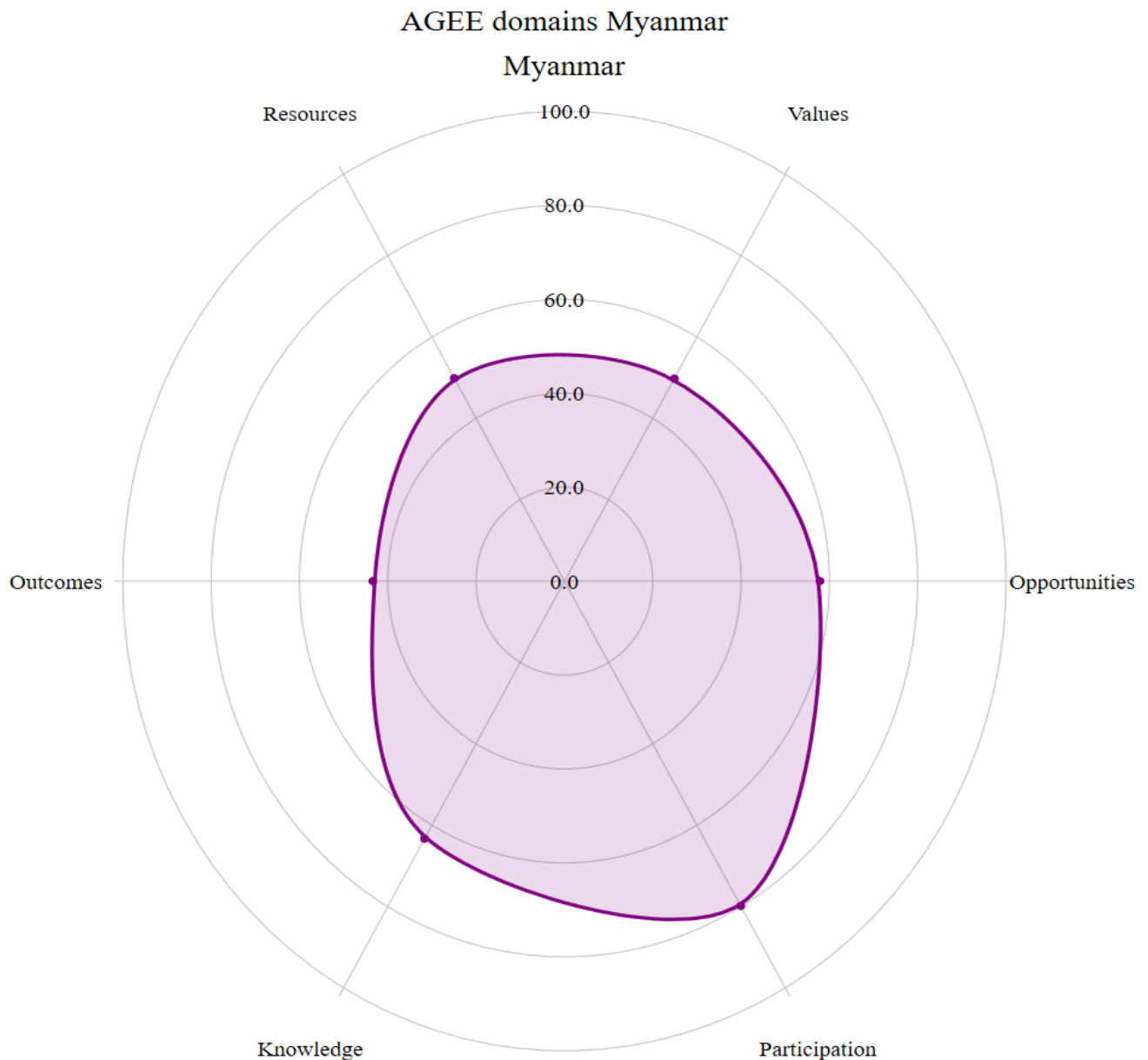




## March 2025 Myanmar AGEE Cross-national Dashboard

This dashboard is part of a series of cross-national visualisations that demonstrates how the AGEE Framework can be applied to explore gender equality in and through education using cross-national indicators collected in global data sets. The indicators were chosen based on specific criteria developed for the AGEE cross-national dashboard, which were agreed on through a participatory peer review process. However, they remain open to revision as more data becomes available. Please see the [Technical Note](#) on the 2025 dashboard page for more information on indicator criteria, the review process, and how the AGEE graphs were generated.





## March 2025 Myanmar AGEE Cross-national Dashboard

### Appendix 1: AGEE domains indicators and specific values

AGEE Domain: Resources		
Indicator	Name of indicator	Value
GenFin	Gender finance tracking	50,0
PrimSan	Single sex sanitation primary	83,8
LowSecSan	Single sex sanitation lower secondary	67,3
WomTeachPrim	Gender balance of teachers, primary	39,5
WomTeachSec	Gender balance of teachers, secondary	27,7
WomTeachTert	Gender balance of teachers, tertiary	30,9
Average Resources		49,9
AGEE Domain: Values		
cade	Conv against discrimination in education	0,0
cedaw	Conv on elimination of discrimination against women	75,0
csr	Sex ratio at birth	64,7
domvcon	Non-condonement of domestic violence	85,6
hrpp	Human rights institutions	50,0
ibr	International bill of rights	0,0
leggen	Presence of legal frameworks on gender equality	Nd*
marr18	Laws on marriage under 18	100,0
shrc	Laws on provision of reproductive health care	91,0
wvsq30	Views on women's access to higher education	12,1
Average Values		49,8
AGEE Domain: Opportunities		
ChildLab	GPI child labour	69,7
EdPreg	Legislation to protect pregnant girls' education	3,0
IntUse	GPI Internet use	52,0
MeanSch	GPI mean years of schooling (female)	91,1
Marr18Prev	Prevalence of marriage under 18	84,0
MeanSchGPI	GPI mean years of schooling	39,8
NineYrsEd	Legal guarantee 9 years schooling	50,0
SSD	Endorsement safe school declaration	0,0
StntGPI	GPI stunting	99,6
VAWPrev	Proportion of women and girls not subjected to partner violence in last 12 months	89,3
Average Opportunities		57,9
AGEE Domain: Participation		
GPI GER Ter	GPI GER tertiary	67,9
GPI GER PreP1	GPI GER pre-primary	Nd*



### March 2025 Myanmar AGEE Cross-national Dashboard

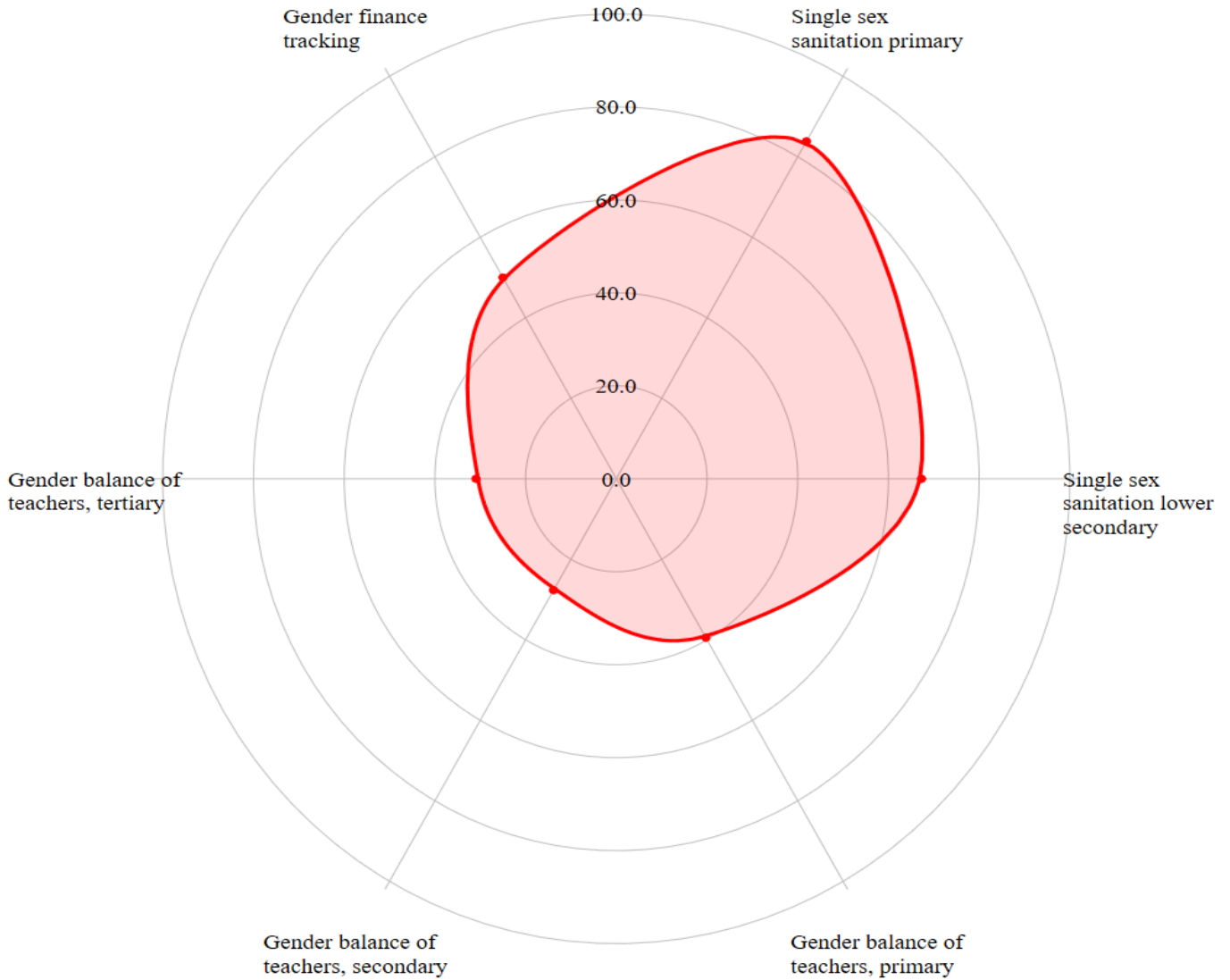
GPI Com USec1	GPI completion upper secondary	72,1
GPI Com Prim1	GPI completion primary	93,8
GPI Com LSec1	GPI completion lower secondary	98,3
BullSch2a	GPI experience of bullying	91,0
GPI TVET1	GPI Participation in TVET (15-24)	71,3
GPI Grad Ter1	GPI tertiary graduation	Nd*
Rep1	GPI repetition lower secondary	64,4
Average Participation		79,8
AGEE Domain: Knowledge		
GPI Lit	GPI literacy 15+	Nd*
HTS	GPI harmonised test scores	79,2
WomTr	GPI participation rate of youth and adults in formal education and training	90,9
STEM	GPI STEM graduates	19,9
Average Knowledge		63,3
AGEE Domain: Outcomes		
infdec	Proportion of women making informed decisions relating to sexual and reproductive health	67,5
wminst	Proportion of parliamentary seats held by women	15,3
unpaidwk	GPI time spent on unpaid domestic and care work	Nd*
medinc	GPI employed in poverty	31,3
lfpr	GPI labour force participation rate	59,4
Average Outcomes		43,4

\*'Nd' indicates no data is available for this indicator in the cross-national datasets used to compile the spotlight countries. This appendix shows the full list of AGEE indicators for each domain and therefore notes when no data is available; however the indicators with missing data have been omitted from the graphs in the main section of the brief. For the 'domain graph' at the start of this brief, we will produce an average value for a domain if a country is missing data for up to two indicators, but we will not calculate an average if more than two indicators are missing. It is envisaged that more data will become available for most indicators as the SDGs move forwards. In future, it may be possible to impute data for these gaps from other sources at the national level. For further discussion of how the data was compiled for the spotlight briefs, please see the technical note ([Technical-notes-to-accompany-the-AGEE-SpotlightBriefs.3.pdf](#)).<sup>1</sup>

<sup>1</sup> This work was supported by the Global Partnership for Education Knowledge and Innovation Exchange, a joint endeavor with the International Development Research Centre, Canada and a UCL QR PSF (policy support funding) grant.

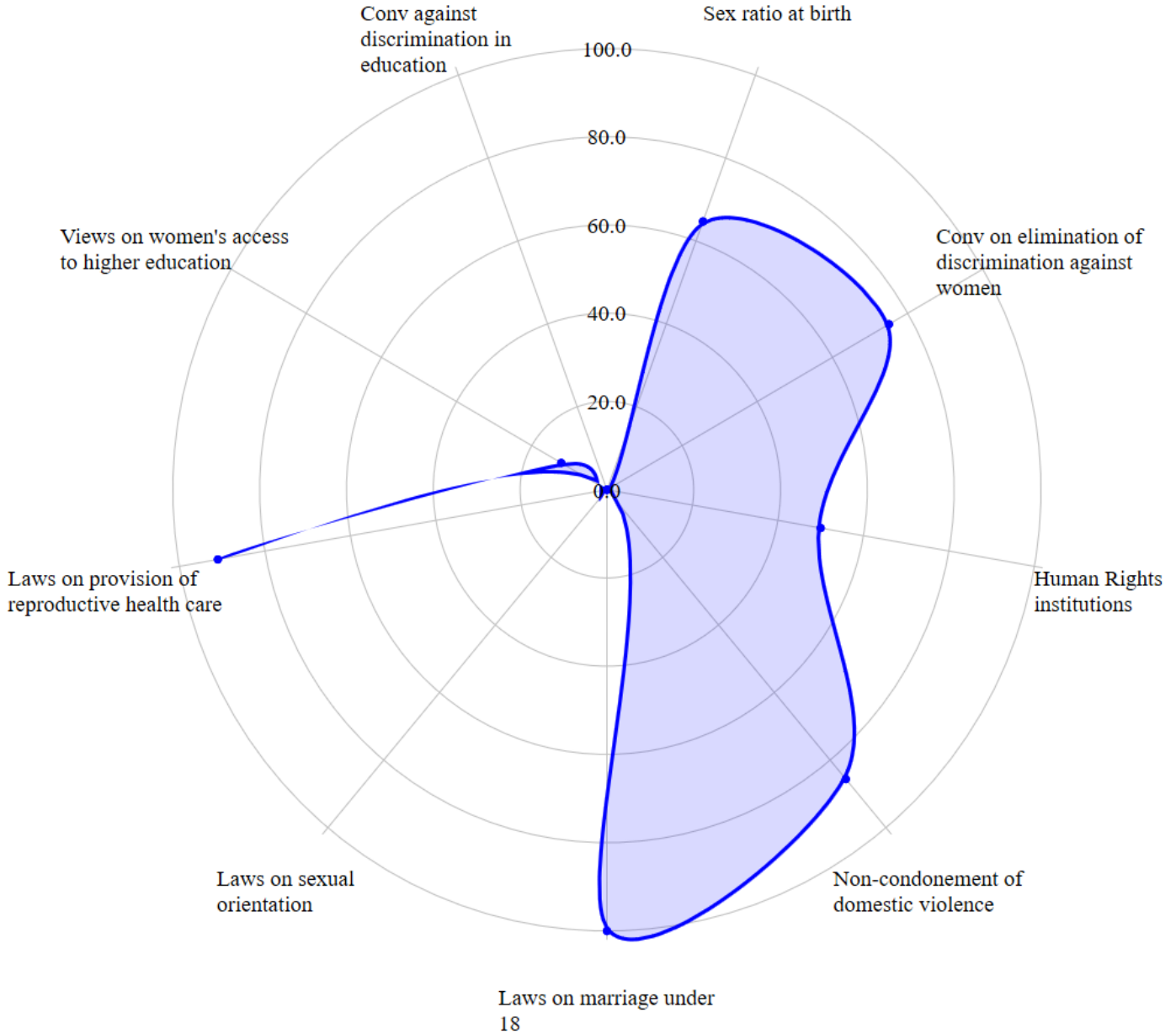
### Domain 1: Resources for Gender Equality in Education

#### Myanmar



### Domain 2: Values for Gender Equality in Education

#### Myanmar



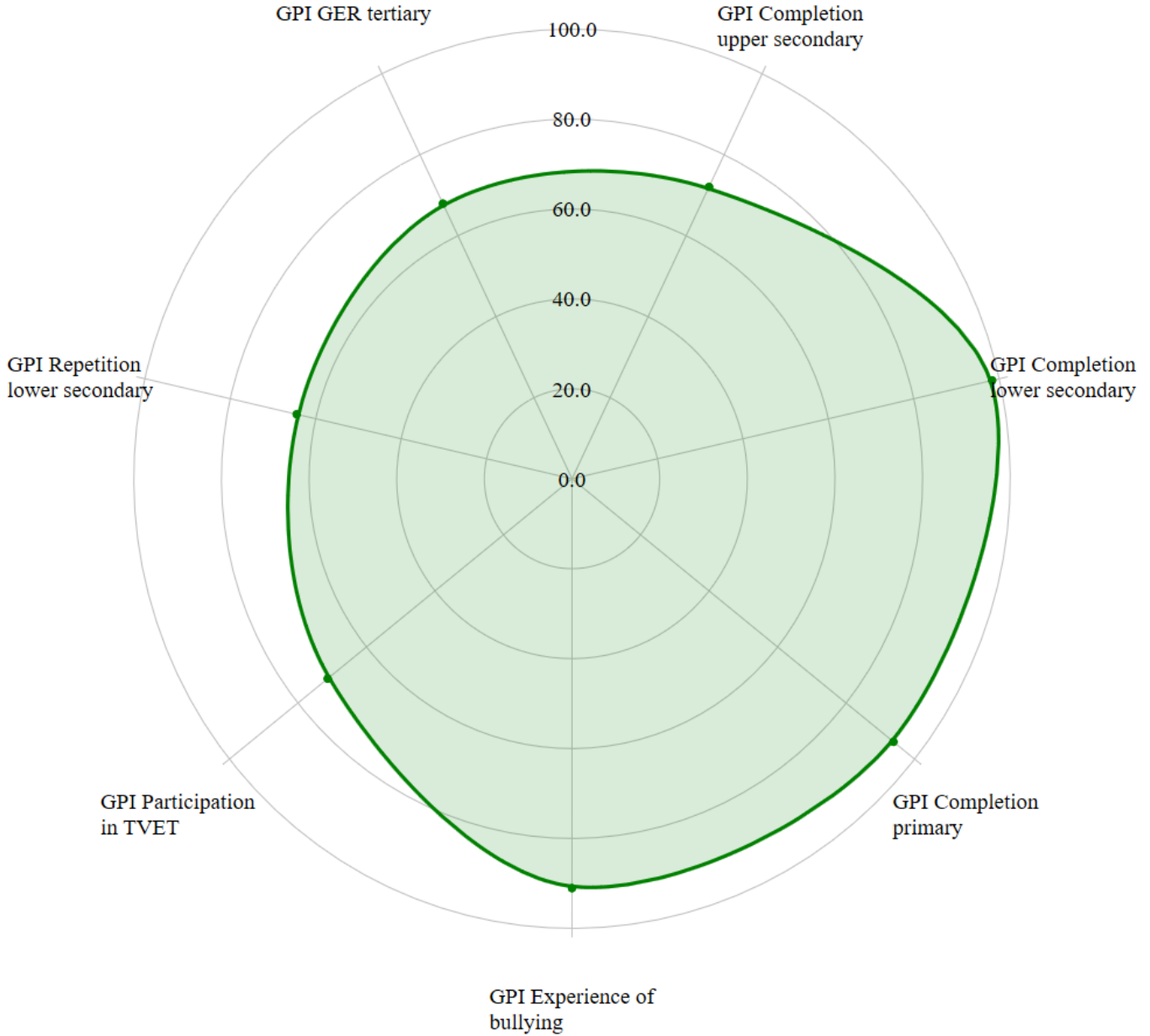
## Domain 3: Opportunities for Gender Equality in Education

### Myanmar



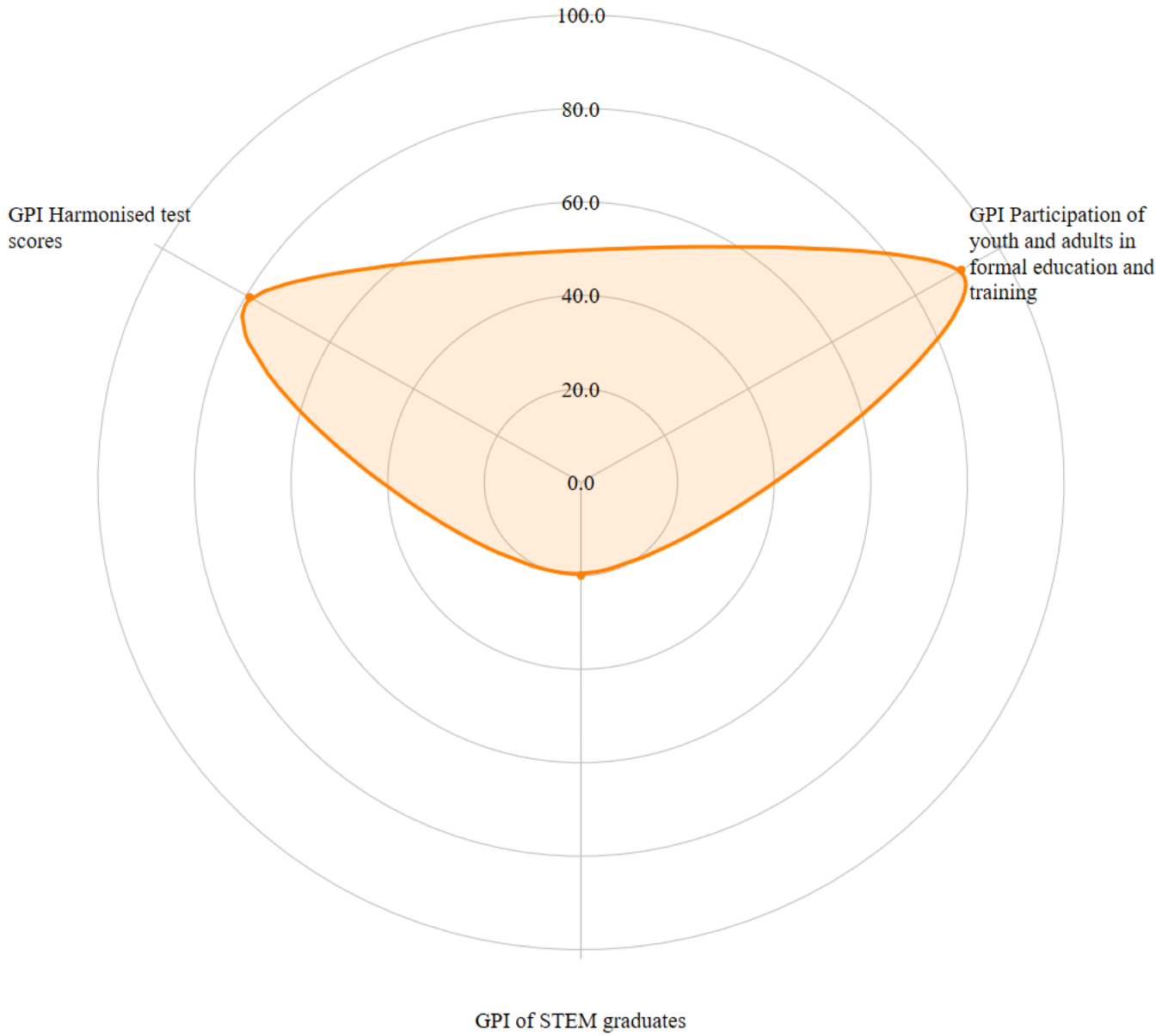
### Domain 4: Gender Equality in Participation in Education

#### Myanmar



### Domain 5: Gender Equality in Knowledge

Myanmar





### Domain 6: Outcomes of Gender Equality in Education

#### Myanmar

